

Single Payment Scheme - 2006

Application for the Single Payment in England **SP5**

Incorporating Area Payment for Nuts, Aid For Energy Crops,
Protein Crop Premium and LFA Support 2007 (HFA successor)



SAMPLE ONLY - NOT FOR COMPLETION

Notes - Please read the Handbook and Guidance very carefully before you start.

- A** The deadline date for receipt of this application form is 15 May 2006
- B** Please do not use correction fluid. If you make a mistake, please cross through, initial and date it.
- C** Please use CAPITAL LETTERS and blue or black ink. Do not use pencil. Write only in the spaces provided. Include a covering letter if you have any additional comments.
- D** Where an answer shown is correct, you do not need to fill in that information. You can change an answer by either filling in the boxes below or by marking a different with a cross.
- E** If your holding includes land in Scotland, Wales or Northern Ireland, see Section N of the guidance.
- F** If you require additional sheets for Parts C, D or E, contact the Customer Service Centre.

Part A: Claimant details

Single Business Identifier (SBI): 123456789

Name of Business: A N OTHER

Address of Business: ANYONE FARM, ANYONE LANE, ANYONE LANE 2, ANYONE TOWN, ANY ONE COUNTY, ANYONE POST CODE, ANYONE COUNTRY

Phone Number: 01234 5678912345

Mobile Phone Number: 01345 67890

Email address: ANYONE@ANYNETWORK.COM

Main CPH (holding) number: 12/123/1234

A1 Interest in other farming businesses [Guidance Section B]

Indicate if you or any farming business in which you have any interest, farms any other land in the United Kingdom that has not been declared on this application ⇒

A2 Payment details [Guidance Section O]

In which currency do you wish to receive your Single Payment?

Sterling

Euros

Rural Payments Agency, PO Box 1058, Newcastle-upon-Tyne, NE99 4YQ.

Customer Service Centre: csc@rpa.gsi.gov.uk or 0845 603 7777

The Rural Payments Agency is an Executive Agency of the Department for Environment, Food and Rural Affairs (Defra)

This page is intentionally blank.

**Part C:
Field Data Sheet**

SAMPLE ONLY - NOT FOR COMPLETION

We have filled in the land parcel information that we hold for you. If this land is no longer part of your holding, put a cross in Column C3. Use a continuation sheet if necessary but do not mix land parcels from different CPH numbers, or English Areas, on the same sheet. If you have land that is not shown here, use the blank rows to add these to your application.

CPH of this sheet: 12/123/1234

English Area: MOORLAND

Basic Field Data

C1	C2	C3	C4	C5	C6	
For farmer's own use	OS Map Sheet Ref	National Grid field number	Mark to delete line	Total field area (hectares)	Part field suffix	Part field area (hectares)
<input type="text"/>	AB1234	1234	<input checked="" type="checkbox"/>	1234.56	A	5.00
<input type="text"/>	AB1234	1234	<input checked="" type="checkbox"/>	1234.56	A	5.00
<input type="text"/>	AB1234	1234	<input checked="" type="checkbox"/>	1234.56	A	5.00
<input type="text"/>	AB1234	1234	<input checked="" type="checkbox"/>	1234.56	A	5.00
<input type="text"/>	AB1234	1234	<input checked="" type="checkbox"/>	1234.56	A	5.00
<input type="text"/>	AB1234	1234	<input checked="" type="checkbox"/>	1234.56	A	5.00
<input type="text"/>	AB1234	1234	<input checked="" type="checkbox"/>	1234.56	A	5.00
<input type="text"/>	<input type="text"/>	<input type="text"/>	<input checked="" type="checkbox"/>	<input type="text"/>	<input type="text"/>	<input type="text"/>

If you need to temporarily split a land parcel (for example because different parts of the field are being used to grow crops in different land use categories) you should identify the temporary split by different part field suffixes in column C5. You may use the existing pre-populated field line for one part and complete blank lines for other parts, or you can delete any existing line for the field and use blank lines for all parts. You must ensure that columns C2 and C4 contain the same entry for each part on every line.

SAMPLE ONLY - NOT FOR COMPLETION
 If you wish to claim payment for nuts, energy crops, protein crops or LFA support, you must enter the correct land use code in Column C8 and make the corresponding entry for claimed area in Column C14.

Warning: Any entitlements subject to special conditions will automatically and irreversibly convert to normal entitlements where a corresponding number of hectares is declared for activation in column C10. If you have any entitlements subject to special conditions we strongly advise that you refer to section F of the Guidance.

C7 Land use category 2003	C8 Land use Category 2006	Single Payment Scheme		Set-Aside (Non-Food use)			Other Aid Payments C14	C15 Indicate if Rotational Option
		C9 Which 10 month period from B1 applies, A or B	C10 Area for which entitlements to be activated (ha) (land which meets 10 month requirement)	C11 Crop Grown Crop code Variety	C12 Frequency of harvest (intervals in months)	C13 Growing period		
CA1		A				MM-MM		<input checked="" type="checkbox"/>
CA1		A				MM-MM		<input checked="" type="checkbox"/>
CA1		A				MM-MM		<input checked="" type="checkbox"/>
						MM-MM		<input checked="" type="checkbox"/>
CA1		A				MM-MM		<input checked="" type="checkbox"/>
						MM-MM		<input checked="" type="checkbox"/>
						MM-MM		<input checked="" type="checkbox"/>

Set-aside area ha

Area under FVP Crops ha










All other eligible land ha

Totals for this sheet from Column C10:

The areas that you enter in Column C10 of the field data sheet should be used to complete Part E of the application form. To help you do this, you can use the total boxes at the bottom of each sheet and summarise the results in the table provided. These totals do not form part of your application. We will rely on the information given for each land parcel.

This page is intentionally blank.

SAMPLE ONLY - NOT FOR COMPLETION

D4 Number of rights of this type	D5 Which 10 month period from B1 applies, A or B	D6 Activate entitlements for these rights	D7 Are you the owner of the common?	
1 2 3 4 . 5 6	A		Yes	No
1 2 3 4 . 5 6 	A <input type="checkbox"/>	<input checked="" type="checkbox"/>	<input checked="" type="checkbox"/>	<input checked="" type="checkbox"/>
1 2 3 4 . 5 6 	A <input type="checkbox"/>	<input checked="" type="checkbox"/>	<input checked="" type="checkbox"/>	<input checked="" type="checkbox"/>
1 2 3 4 . 5 6 	A <input type="checkbox"/>	<input checked="" type="checkbox"/>	<input checked="" type="checkbox"/>	<input checked="" type="checkbox"/>
1 2 3 4 . 5 6 	A <input type="checkbox"/>	<input checked="" type="checkbox"/>	<input checked="" type="checkbox"/>	<input checked="" type="checkbox"/>
1 2 3 4 . 5 6 	A <input type="checkbox"/>	<input checked="" type="checkbox"/>	<input checked="" type="checkbox"/>	<input checked="" type="checkbox"/>
1 2 3 4 . 5 6 	A <input type="checkbox"/>	<input checked="" type="checkbox"/>	<input checked="" type="checkbox"/>	<input checked="" type="checkbox"/>
1 2 3 4 . 5 6 	A <input type="checkbox"/>	<input checked="" type="checkbox"/>	<input checked="" type="checkbox"/>	<input checked="" type="checkbox"/>
1 2 3 4 . 5 6 	A <input type="checkbox"/>	<input checked="" type="checkbox"/>	<input checked="" type="checkbox"/>	<input checked="" type="checkbox"/>
1 2 3 4 . 5 6 	<input type="checkbox"/>	<input checked="" type="checkbox"/>	<input checked="" type="checkbox"/>	<input checked="" type="checkbox"/>

SAMPLE ONLY - NOT FOR COMPLETION

Part E:
Claim for Single Payment

[Guidance Section E]

SAMPLE ONLY - NOT FOR COMPLETION

Use this section to tell us which of your Single Payment entitlements you wish to activate/claim payment on.

For each line below, either cross the box in Column E6 to activate all of the entitlements relevant to that line, or complete the boxes to tell us the number of entitlements you wish to activate (claim payment on). If you have disposed of any entitlements that are still listed here, you must only activate up to the number that you still have available. If you have acquired entitlements that are not shown here, use the blank rows to add these to your claim.

English Area: **MOORLAND**

E1
Entitlements
Block ID

E2
Number of
entitlements

E3
Type

E4
Unit value
in euros

12345678

123456.78

SET-ASIDE

12345.67

12345678

123456.78

NORMAL

12345.67

12345678

123456.78

SPECIAL

12345.67

SAMPLE ONLY - NOT FOR COMPLETION

SAMPLE ONLY - NOT FOR COMPLETION

SAMPLE ONLY - NOT FOR COMPLETION

Below is a list of entitlements we have recorded for your holding. You will need to use information from your field data sheets (Part C) to tell us which of these you are activating for payment in 2006. You cannot activate more entitlements than the eligible area that you have declared on your field data sheet(s), except if you have entitlements subject to special conditions, or if you are using common land grazing rights (Part D).

If you have entitlements subject to special conditions listed below, please place a cross in the 'All' box in column E6 if you wish to claim payment on as many of these as can be supported by your agricultural activity in 2006.

E5 Use by date	E6 Activate entitlements	
	All	or specify number
2001	<input checked="" type="checkbox"/>	<input type="text"/>
2001	<input checked="" type="checkbox"/>	<input type="text"/>
2001	<input checked="" type="checkbox"/>	<input type="text"/>
YYYYY	<input checked="" type="checkbox"/>	<input type="text"/>
YYYYY	<input checked="" type="checkbox"/>	<input type="text"/>
YYYYY	<input checked="" type="checkbox"/>	<input type="text"/>
YYYYY	<input checked="" type="checkbox"/>	<input type="text"/>
YYYYY	<input checked="" type="checkbox"/>	<input type="text"/>
YYYYY	<input checked="" type="checkbox"/>	<input type="text"/>
YYYYY	<input checked="" type="checkbox"/>	<input type="text"/>
YYYYY	<input checked="" type="checkbox"/>	<input type="text"/>
YYYYY	<input checked="" type="checkbox"/>	<input type="text"/>
YYYYY	<input checked="" type="checkbox"/>	<input type="text"/>
YYYYY	<input checked="" type="checkbox"/>	<input type="text"/>

SAMPLE ONLY - NOT FOR COMPLETION

SAMPLE ONLY - NOT FOR COMPLETION

**Part F:
Additional Scheme Information**

SAMPLE ONLY - NOT FOR COMPLETION

F1 Activation of entitlements subject to special conditions [Guidance Section F]

If you do not have any special entitlements, miss out this question and go to F2.

If you declare more eligible land in Column C10 of the field data sheet than is needed to activate all of your normal entitlements for payment, we will automatically use the surplus to activate any entitlements subject to special conditions that you have claimed on in Part E; these entitlements will be permanently and irreversibly converted into normal entitlements. If this applies to you, and you wish any remaining entitlements subject to special conditions to retain their special status, it is still necessary to complete this question.

Indicate if you wish to maintain your entitlements subject to special conditions. ⇒

⇒

F2 National Reserve application

Indicate if you are applying to the National Reserve for the allocation of entitlements as a new entrant to farming in 2005 / 2006 ⇒ If so, ensure that you enclose the necessary supporting documents with your application.

⇒

F3 Less Favoured Area Support (successor to HFA) [Guidance Section L]

If you do not wish to claim LFA support, miss out this question and go to Part G.

The last planned payments for Hill Farm Allowance will be made in 2006. Decisions have not yet been made on future LFA payments. If you have land in the LFA, and wish to claim LFA support for 2007, you must list all of your LFA/non LFA forage in columns C8 and C14 of the Field Data Sheet and complete questions a and b below.

a How many eligible suckler cows will you keep for a 6 calendar month period, starting from any date between 1 July and 31 December 2006?

--	--	--	--	--	--	--	--	--	--

b How many eligible breeding ewes did you keep or will you keep for a period of at least 100 consecutive days starting between 1 January and 22 September 2006?

--	--	--	--	--	--	--	--	--	--

SAMPLE ONLY - NOT FOR COMPLETION

SAMPLE ONLY - NOT FOR COMPLETION

**Part G:
Cross compliance**

[Refer to Cross Compliance Handbook for England 2006 Edition]

Use this section to tell us about the cross compliance requirements that will be relevant to your holding in 2006.

Farmers receiving the Single Payment are required to maintain their land in good agricultural and environmental condition and to comply with a number of specific legal requirements relating to the environment, public and plant health and animal health and welfare. We are required to carry out inspections to verify that these conditions are being satisfied. To help us do this efficiently, and with the minimum disruption, please indicate, to the best of your knowledge and belief, which of the following apply to your business.

G1 Indicate which of the following Statutory Management Requirements (SMR) conditions will apply to your holding in 2006:

- a Classification as a Special Protection Area under the Wild Birds Directive (SMR1) ⇒
- b Disposal of any substances listed in Appendix 2d of the Cross Compliance Handbook for England 2005 onwards (SMR 2) ⇒
- c Use of sewage sludge (SMR 3) ⇒
- d Inclusion in a Nitrate Vulnerable Zone (SMR 4) ⇒
- e Classification as a Special Area of Conservation or awareness of any European protected species (SMR 5) ⇒
- f Keeping of any pigs, goats or sheep (SMR 6, 8a, 12, 13, 14, 15) ⇒
- g Keeping of any cattle (SMR 7, 8, 12, 13, 14, 15) ⇒
- h Keeping of any livestock other than those listed at f and g above (SMR 12, 13, 14 and 15) ⇒
- i Use of substances or products to protect plants, influence growth, or destroy undesirable plants (SMR 9) ⇒
- j use of substances or products with hormonal or thyrostatic actions, or beta-agonists on your livestock (SMR 10) ⇒
- k Production of food for human consumption, or feed for food producing animals (SMR 11) ⇒

G2 Indicate which of the following Good Agricultural and Environmental Condition (GAEC) conditions will apply to your holding in 2006:

- a Sites of Special Scientific Interest (SSSIs) (GAEC 6) ⇒
- b Scheduled Monuments (GAEC 7) ⇒
- c Visible public rights of way (GAEC 8) ⇒
- d Burnt heather, rough grass, bracken, gorse and Vaccinium (GAEC 10) ⇒
- e Eligible land which will not have been used in Agricultural Production in 2006 (GAEC 12) ⇒
- f Stone walls (GAEC 13) ⇒
- g Hedgerows (GAEC 14 & 15) ⇒
- h Watercourses (GAEC 14) ⇒

SAMPLE ONLY - NOT FOR COMPLETION

SAMPLE ONLY - NOT FOR COMPLETION

G3 Indicate if you will convert any permanent pasture in 2006 ⇒

G4 If you have livestock on your holding, give the number of animals present, by species, at the date of application:

Sheep, shearlings and all other adult sheep

Cattle, 6 months of age to 2 years

Sheep, weaned lambs to first shear

Cattle, over 2 years

Horses

Outdoor pigs

Other (including farmed deer and llamas)

Part H:

Supporting documents

Use this section to tell us what documents you are enclosing with this application.

H1 Indicate if you are submitting a covering letter with your application. ⇒

H2 If you are supplying maps in support of your application, state how many in the boxes provided:

H3 If you are claiming hemp:

a how many contracts have you attached?

b how many copies of original official hemp seed labels have you attached?

H4 If you are claiming for non-food set-aside and/or energy crops, how many contracts with a first processor or collector have you attached?

H5 How many continuation sheets have you attached?

SAMPLE ONLY - NOT FOR COMPLETION

SAMPLE ONLY - NOT FOR COMPLETION

Part I:

Declarations and undertakings

SAMPLE ONLY - NOT FOR COMPLETION

Use this section to confirm by signing below that you understand, and comply with, your obligations under the scheme(s) to which you are applying.

Do not make any amendments to the wording of this section. Any amendments made by you to the declarations and undertakings will not be accepted. If you do amend or alter this declaration in any way you risk having your application rejected.

I confirm that I am a farmer within the meaning of Article 2 (a) of Council Regulation (EC) 1782/2003, as set out in section B of the guidance.

I am aware of the conditions pertaining to this, my application and have complied with them;

I have complied with the current versions of Council Regulation (EC) 1782/2003, and with the Commission Regulations implementing the Regulation, including (EC) 795/2004, (EC) 796/2004, (EC) 1655/2004 and any other applicable legislation, and if I am applying for LFA support, I will comply with the relevant parts of Council Regulation 1257/1999 and 1698/2005.

I have read and understood all of the relevant guidance notes including, if it applies to my claim, the LFA support explanatory booklet for 2007.

I have given details that are true, accurate and complete to the best of my knowledge and belief on this form, continuation sheet(s) and any supporting documents. I will advise the RPA of any material change to the information given in this form.

If claiming for Less Favoured Area Support I undertake to pursue my farming activity in a Less Favoured Area (as explained in the LFA support explanatory booklet) for at least 5 years from the payment of compensatory allowances.

WARNING: Any person who makes a false declaration or fails to notify the RPA of a material change to the information given in this form is liable to prosecution. A false, inaccurate or incomplete statement or failure to notify the RPA of any material change to the information given in this form may result in loss of entitlement and/or recovery of any payments made.

Signature

Date

(Please leave this field blank if you have not yet been issued with a PI number)

Name

Personal Identifier (PI)

Status (please complete this if you do not have a PI)

If you are signing as an agent or a partner, you will need to submit the appropriate authorisation form.

Data protection

DEFRA is the data controller in respect of any personal data that you provide to the Rural Payments Agency. Your personal information will be protected in line with the Data Protection Act 1998. The information will be used mainly to support the application to which it relates. The information may also be used in line with the Data Protection Act, for other purposes as explained in scheme guidance and on the RPA website. If you have any questions please contact the Customer Service Centre.

SAMPLE ONLY - NOT FOR COMPLETION

Rural Payments Agency, PO Box 1058, Newcastle-upon-Tyne, NE99 4YQ.

Customer Service Centre: csc@rpa.gsi.gov.uk or 0845 603 7777

The Rural Payments Agency is an Executive Agency of the Department for Environment, Food and Rural Affairs (Defra)